

OGF

Flat Face Push-to-Connect couplings. Equipped with locking ball to prevent accidental disconnection.

OGF couplings are designed for a wide range of applications. The Flat Face design guarantees zero spillage and prevents external contamination. Push-to-Connect technology to make connection maneuver easier. Equipped with locking ball to prevent accidental disconnection.

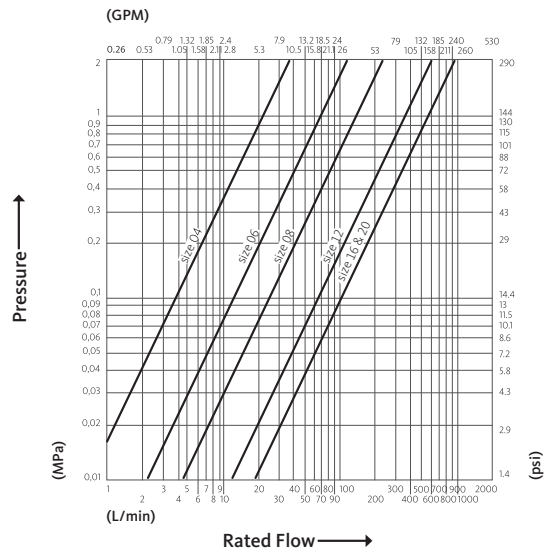
Available in 5 different sizes. Interchangeable with Snap-tite 71 series. Thread: NPT (others options available upon request).



Applications



Pressure Drop



Technical Specifications

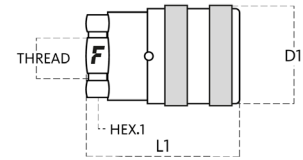
dash	Size mm	inch	Working Pressure* (MPa)	Flow Rate (l/min)	Spillage (ml)	Force to Connect (N)	Burst pressure (MPa)		
							Male	Female	Male + Female
04	6.3	1/4"	35	15	0,01	170	143	170	
06	10	3/8"	35	33	0,02	150	175	160	
08	12.5	1/2"	35	54	0,03	140	155	210	
12	20	3/4"	35	130	0,06	160	130	170	
16	25	1"	35	215	0,1	130	115	145	

*Working Pressure rating established for dynamic pressure (impulses) in connected condition. For static pressure use multiply by two.

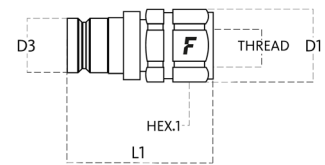
Material	Steel
Seals	NBR
Working temperatures	- 25 ° C + 100 ° C
Surface treatment	MATE 500 (CRIII)
Series Interchange	MARKET

Valve Type	Flat
Connection	Push to Connect
Disconnection	Sleeve Retraction
Connection Under Pressure	Not Allowed

OGF



Size		Thread details			FEMALE							
mm	inch	Thread Type	Standard	Thread	Part Number	L (L1 + Thread)		D1		HEX1		
						mm	inch	mm	inch	mm	inch	
6.3	1/4"	F NPTF	ANSI B1.20.3	NPTF 1/4" FEMALE	OGF04 14NPT F	51.7	2.04	30	1.18	24	0.94	
10	3/8"	F NPTF	ANSI B1.20.3	NPTF 3/8" FEMALE	OGF06 38NPT F	61.7	2.43	40	1.58	30	1.18	
12.5	1/2"	F NPTF	ANSI B1.20.3	NPTF 3/8" FEMALE	OGF08 12NPT F	71	2.80	48	1.89	38	1.50	
20	3/4"	F NPTF	ANSI B1.20.3	NPTF 3/4" FEMALE	OGF12 34NPT F	79	3.11	58	2.28	46	1.81	
25	1"	F NPTF	ANSI B1.20.3	NPTF 1" FEMALE	OGF16 1NPT F	87.8	3.46	68	2.68	50	1.97	



Size		Thread details			MALE									
mm	inch	Thread Type	Standard	Thread	Part Number	L (L1 + Thread)		D1		D3		HEX1		
						mm	inch	mm	inch	mm	inch	mm	inch	
6.3	1/4"	F NPTF	ANSI B1.20.3	NPTF 1/4" FEMALE	OGF04 14NPT M	54	2.13	24	0.95	18	0.71	22	0.87	
10	3/8"	F NPTF	ANSI B1.20.3	NPTF 3/8" FEMALE	OGF06 38NPT M	64	2.52	31.9	1.26	23.7	0.93	30	1.18	
12.5	1/2"	F NPTF	ANSI B1.20.3	NPTF 3/8" FEMALE	OGF08 12NPT M	74	2.91	39	1.54	30	1.18	36	1.42	
20	3/4"	F NPTF	ANSI B1.20.3	NPTF 3/4" FEMALE	OGF12 34NPT M	87	3.43	45	1.77	38.6	1.52	41	1.61	
25	1"	F NPTF	ANSI B1.20.3	NPTF 1" FEMALE	OGF16 1NPT F	91.5	3.60	55	2.17	44.95	1.77	50	1.97	

